

← Go to previous page ([https://assessmentonline.naac.gov.in/public/index.php/hei/clarification\\_SSR](https://assessmentonline.naac.gov.in/public/index.php/hei/clarification_SSR))

Extended Profile Deviations

Metrics Level Deviations

Save

Metric ID	Deviations Details	Findings of DVV	Response of HEI *
1.1.3	<p><b>Teachers of the Institution participate in following activities related to curriculum development and assessment of the affiliating University and/are represented on the following academic bodies during the last five years</b></p> <ol style="list-style-type: none"> <li>1. Academic council/BoS of Affiliating university</li> <li>2. Setting of question papers for UG/PG programs</li> <li>3. Design and Development of Curriculum for Add on/ certificate/ Diploma Courses</li> <li>4. Assessment /evaluation process of the affiliating University</li> </ol> <p>HEI Input : C. Any 2 of the above</p>	<p>Provide nomination letter from their Affiliating University / competent authority for setting of question paper for UG/PG programmes. 2.Provide supporting document for the selected option any of the numbers 1,3 and 4 shown in 1.1.3</p>	<p>Supporting Document : (If any)</p> <p>Choose File No file chosen ( )</p>
1.2.1	<p><b>Percentage of Programmes in which Choice Based Credit System (CBCS)/ elective course system has been implemented</b></p> <p>1.2.1.1. Number of Programmes in which CBCS/ Elective course system implemented.</p> <p>HEI Input : 03</p>	<p>Provide Affiliating University circular/letter stating implementation of CBCS for each programme.</p>	<p>Supporting Document : (If any)</p> <p>Choose File No file chosen ( )</p>

1.2.2	<p><b>Number of Add on /Certificate programs offered during the last five years</b></p> <p>❓ 1.2.2.1. How many Add on /Certificate programs are offered within the last 5 years.❓</p> <p>HEI Input :</p> <table border="1"> <thead> <tr> <th>2020-21</th> <th>2019-20</th> <th>2018-19</th> <th>2017-18</th> <th>2016-17</th> </tr> </thead> <tbody> <tr> <td>0</td> <td>0</td> <td>0</td> <td>1</td> <td>2</td> </tr> </tbody> </table>	2020-21	2019-20	2018-19	2017-18	2016-17	0	0	0	1	2	<p>Provide the list of programs with more than 30 hrs duration, list of students enrolled (with signature of students) and summary report of each program signed by the heady of the institution</p>	<div></div> <p>Supporting Document : (If any)</p> <p><input type="button" value="Choose File"/> No file chosen ( )</p>
2020-21	2019-20	2018-19	2017-18	2016-17									
0	0	0	1	2									
1.2.3	<p><b>Average percentage of students enrolled in Certificate/ Add-on programs as against the total number of students during the last five years</b></p> <p>❓ 1.2.3.1. Number of students enrolled in subject related Certificate or Add-on programs year wise during last five years❓</p> <p>HEI Input :</p> <table border="1"> <thead> <tr> <th>2020-21</th> <th>2019-20</th> <th>2018-19</th> <th>2017-18</th> <th>2016-17</th> </tr> </thead> <tbody> <tr> <td>0</td> <td>0</td> <td>0</td> <td>39</td> <td>70</td> </tr> </tbody> </table>	2020-21	2019-20	2018-19	2017-18	2016-17	0	0	0	39	70	<p>Provide the no of students (with name list) completed (duration more than 30 hrs) the programs wise and year wise</p>	<div></div> <p>Supporting Document : (If any)</p> <p><input type="button" value="Choose File"/> No file chosen ( )</p>
2020-21	2019-20	2018-19	2017-18	2016-17									
0	0	0	39	70									

1.3.2	<p><b>Average percentage of courses that include experiential learning through project work/field work/internship during last five years</b></p> <p>❓ 1.3.2.1. Number of courses that include experiential learning through project work/field work/internship year-wise during last five years❓</p> <p>HEI Input :</p> <table border="1" data-bbox="303 533 673 719"> <tr> <td>2020-21</td> <td>2019-20</td> <td>2018-19</td> <td>2017-18</td> <td>2016-17</td> </tr> <tr> <td>09</td> <td>20</td> <td>18</td> <td>09</td> <td>01</td> </tr> </table>	2020-21	2019-20	2018-19	2017-18	2016-17	09	20	18	09	01	<p>Provide the course corresponding project work/field work/internship year-wise during last five years</p>	<div data-bbox="1102 98 1489 445"></div> <p>Supporting Document : (If any)</p> <div data-bbox="1102 584 1489 663"> <input type="button" value="Choose File"/> No file chosen ( )         </div>
2020-21	2019-20	2018-19	2017-18	2016-17									
09	20	18	09	01									
1.3.3	<p><b>Percentage of students undertaking project work/field work/ internships (Data for the latest completed academic year</b></p> <p>❓ 1.3.3.1. Number of students undertaking project work/field work / internships❓</p> <p>HEI Input : 35</p>	<p>Provide all 35 students mention separately those who are undertaking the field projects / internship program-wise in the last completed academic year along with the details of title, place of work etc signed by the Head of the institution.</p>	<div data-bbox="1102 929 1489 1276"></div> <p>Supporting Document : (If any)</p> <div data-bbox="1102 1415 1489 1494"> <input type="button" value="Choose File"/> No file chosen ( )         </div>										
1.4.1	<p><b><i>Institution obtains feedback on the syllabus and its transaction at the institution from the following stakeholders</i></b></p> <p><b>1) Students</b></p> <p><b>2) Teachers</b></p> <p><b>3) Employers</b></p> <p><b>4) Alumni</b></p> <p>❓</p> <p>HEI Input : A. All of the above</p>	<p>Provide action taken report all the five years signed by the Head of the institution.</p>	<div data-bbox="1102 1541 1489 1888"></div> <p>Supporting Document : (If any)</p> <div data-bbox="1102 2027 1489 2105"> <input type="button" value="Choose File"/> No file chosen ( )         </div>										

1.4.2	<p><b>Feedback process of the Institution may be classified as follows:</b></p> <p><b>Options:</b></p> <ol style="list-style-type: none"> <li>1. Feedback collected, analysed and action taken and feedback available on website</li> <li>2. Feedback collected, analysed and action has been taken</li> <li>3. Feedback collected and analysed</li> <li>4. Feedback collected</li> <li>5. Feedback not collected</li> </ol> <p>❓</p> <p>HEI Input : A. Feedback collected, analysed and action taken and feedback available on website</p>	<p>Provide feedback analysis report for the teachers, employers and alumni for last five years signed by the head of the institution.</p>	<div></div> <p>Supporting Document : (If any)</p> <p>Choose File No file chosen ( )</p>																				
2.1.1	<p><b>Average Enrolment percentage (Average of last five years)</b></p> <p>❓ 2.1.1.1. Number of students admitted year-wise during last five years❓</p> <p>HEI Input :</p> <table border="1"> <thead> <tr> <th>2020-21</th> <th>2019-20</th> <th>2018-19</th> <th>2017-18</th> <th>2016-17</th> </tr> </thead> <tbody> <tr> <td>7</td> <td>15</td> <td>25</td> <td>34</td> <td>41</td> </tr> </tbody> </table> <p>2.1.1.2. Number of sanctioned seats year wise during last five years❓</p> <p>HEI Input :</p> <table border="1"> <thead> <tr> <th>2020-21</th> <th>2019-20</th> <th>2018-19</th> <th>2017-18</th> <th>2016-17</th> </tr> </thead> <tbody> <tr> <td>150</td> <td>150</td> <td>180</td> <td>120</td> <td>240</td> </tr> </tbody> </table>	2020-21	2019-20	2018-19	2017-18	2016-17	7	15	25	34	41	2020-21	2019-20	2018-19	2017-18	2016-17	150	150	180	120	240	<p>In section 2 student enrollment for the last five years it showing tribble digit. Whereas, in this section 2.1.1 single and two digit numbers. Please provide proof for it. In section 2.1.2 total students were 6. Whereas for academic year 2020-2021 it showing 7. Ambiguity observed in the numbers.</p>	<div></div> <p>Supporting Document : (If any)</p> <p>Choose File No file chosen ( )</p>
2020-21	2019-20	2018-19	2017-18	2016-17																			
7	15	25	34	41																			
2020-21	2019-20	2018-19	2017-18	2016-17																			
150	150	180	120	240																			

2.1.2	<p><b>Average percentage of seats filled against reserved categories (SC, ST, OBC, Divyangjan, etc. as per applicable reservation policy ) during the last five years ( exclusive of supernumerary seats)</b></p> <p>❗ 2.1.2.1. Number of actual students admitted from the reserved categories year wise during last five years❗</p> <p>HEI Input :</p> <table border="1" data-bbox="301 533 675 719"> <tr> <td>2020-21</td> <td>2019-20</td> <td>2018-19</td> <td>2017-18</td> <td>2016-17</td> </tr> <tr> <td>2</td> <td>9</td> <td>9</td> <td>14</td> <td>24</td> </tr> </table>	2020-21	2019-20	2018-19	2017-18	2016-17	2	9	9	14	24	<p>1. Attach the copy of letter issued by the state government indicating the reserved category.</p>	<div data-bbox="1102 98 1489 443"></div> <p>Supporting Document : (If any)</p> <p><input type="button" value="Choose File"/> No file chosen ( )</p>
2020-21	2019-20	2018-19	2017-18	2016-17									
2	9	9	14	24									
2.2.2	<p><b>Student- Full time teacher ratio (Data for the latest completed academic year)</b></p> <p>❗</p>	<p>Calculate student teacher ratio from the data of total number of students enrolled in the year 2020-21 and full time teacher.</p>	<div data-bbox="1102 931 1489 1276"></div> <p>Supporting Document : (If any)</p> <p><input type="button" value="Choose File"/> No file chosen ( )</p>										
2.3.3	<p><b>Ratio of students to mentor for academic and other related issues (Data for the latest completed academic year )</b></p> <p>❗ 2.3.3.1. Number of mentors मार्गदर्शकानां सङ्ख्या❗</p> <p>HEI Input : 18</p>	<p>1. Total number of students showing summary of student mentor allotment for (Ex: mechanical department for an academic year of 20-21 as 163). Whereas, total number of students admitted in the academic year 20-21 is mentioned as 7 for three departments. Please crosscheck and resubmit</p>	<div data-bbox="1102 1541 1489 1886"></div> <p>Supporting Document : (If any)</p> <p><input type="button" value="Choose File"/> No file chosen ( )</p>										

2.4.1	<p><b>Average percentage of full time teachers against sanctioned posts during the last five years</b></p> <p>❗</p>	<p>1.List of faculty as per the institute website and the list of faculty authenticated by the head of HEI numbers are mismatching. Kindly provide relevant proof for it. 2.Provide only regular faculty list and avoid temporary and part-time faculty names in the uploaded list.</p> <p>Source :  <a href="https://gmvit.com/mechanical-engineering_faculty_hod/#">https://gmvit.com/mechanical-engineering_faculty_hod/#</a>          (https://gmvit.com/mechanical-engineering_faculty_hod/# )</p>	<p>Supporting Document : (If any)</p> <p><input type="button" value="Choose File"/> No file chosen ( )</p>										
2.4.2	<p><b>Average percentage of full time teachers with Ph. D. / D.M. / M.Ch. / D.N.B Superspeciality / D.Sc. / D.Litt. during the last five years (consider only highest degree for count)</b></p> <p>❗ 2.4.2.1. Number of full time teachers with <i>Ph. D. / D.M. / M.Ch. / D.N.B Superspeciality / D.Sc. / D.Litt.</i> year wise during the last five years❗</p> <p>HEI Input :</p> <table border="1" data-bbox="300 1377 667 1563"> <tr> <td>2020-21</td> <td>2019-20</td> <td>2018-19</td> <td>2017-18</td> <td>2016-17</td> </tr> <tr> <td>3</td> <td>1</td> <td>1</td> <td>1</td> <td>2</td> </tr> </table>	2020-21	2019-20	2018-19	2017-18	2016-17	3	1	1	1	2	<p>1.Please provide appointment letter and PhD degree certificates of all the faculty as per data provided in the section 2.4.2.1.</p>	<p>Supporting Document : (If any)</p> <p><input type="button" value="Choose File"/> No file chosen ( )</p>
2020-21	2019-20	2018-19	2017-18	2016-17									
3	1	1	1	2									

2.4.3	<p><b>Average teaching experience of full time teachers in the same institution (Data for the latest completed academic year in number of years)</b></p> <p><b>2.4.3.1. Total experience of full-time teachers</b></p> <p>HEI Input : 118.8</p>	<p>1.As per the college website only five faculty members were mentioned in the department of mechanical engineering. Whereas, for academic year 20-21 uploaded list it is showing 8. similarly for all the department. Kindly provide correct details with relevant proof.</p>	<div></div> <p>Supporting Document : (If any)</p> <p><input type="button" value="Choose File"/> No file chosen ( )</p>																				
2.6.3	<p><b>Average pass percentage of Students during last five years</b></p> <p><b>2.6.3.1. Total number of final year students who passed the university examination year-wise during the last five years</b></p> <p>HEI Input :</p> <table border="1"> <thead> <tr> <th>2020-21</th> <th>2019-20</th> <th>2018-19</th> <th>2017-18</th> <th>2016-17</th> </tr> </thead> <tbody> <tr> <td>113</td> <td>158</td> <td>97</td> <td>108</td> <td>129</td> </tr> </tbody> </table> <p><b>2.6.3.2. Total number of final year students who appeared for the university examination year-wise during the last five years</b></p> <p>HEI Input :</p> <table border="1"> <thead> <tr> <th>2020-21</th> <th>2019-20</th> <th>2018-19</th> <th>2017-18</th> <th>2016-17</th> </tr> </thead> <tbody> <tr> <td>113</td> <td>159</td> <td>144</td> <td>176</td> <td>191</td> </tr> </tbody> </table>	2020-21	2019-20	2018-19	2017-18	2016-17	113	158	97	108	129	2020-21	2019-20	2018-19	2017-18	2016-17	113	159	144	176	191	<p>1.Please provide certified report from the controller of the examination of the affiliated university indicating pass percentage of students of the final year (Final Semester) eligible for the degree program year wise.</p>	<div></div> <p>Supporting Document : (If any)</p> <p><input type="button" value="Choose File"/> No file chosen ( )</p>
2020-21	2019-20	2018-19	2017-18	2016-17																			
113	158	97	108	129																			
2020-21	2019-20	2018-19	2017-18	2016-17																			
113	159	144	176	191																			

3.1.3	<p><b>Number of Seminars/conferences/workshops conducted by the institution during the last five years</b></p> <p>❗ 3.1.3.1. Total number of Seminars/conferences/workshops conducted by the institution year-wise during last five years ❗</p> <p>HEI Input :</p> <table border="1"> <thead> <tr> <th>2020-21</th> <th>2019-20</th> <th>2018-19</th> <th>2017-18</th> <th>2016-17</th> </tr> </thead> <tbody> <tr> <td>09</td> <td>17</td> <td>21</td> <td>09</td> <td>10</td> </tr> </tbody> </table>	2020-21	2019-20	2018-19	2017-18	2016-17	09	17	21	09	10	<p>1. Provide the list of participant with respective signatures for the offline program.</p>	<div></div> <p>Supporting Document : (If any)</p> <p><input type="button" value="Choose File"/> No file chosen ( )</p>
2020-21	2019-20	2018-19	2017-18	2016-17									
09	17	21	09	10									
3.2.1	<p><b>Number of papers published per teacher in the Journals notified on UGC website during the last five years</b></p> <p>❗ 3.2.1.1. Number of research papers in the Journals notified on UGC website during the last five years.❗</p> <p>HEI Input :</p> <table border="1"> <thead> <tr> <th>2020-21</th> <th>2019-20</th> <th>2018-19</th> <th>2017-18</th> <th>2016-17</th> </tr> </thead> <tbody> <tr> <td>0</td> <td>0</td> <td>1</td> <td>2</td> <td>1</td> </tr> </tbody> </table>	2020-21	2019-20	2018-19	2017-18	2016-17	0	0	1	2	1	<p>1. In the year 2018-2019 it is a book chapter not a journal article. 2. In the year 2016-17 publication, please provide valid link.</p>	<div></div> <p>Supporting Document : (If any)</p> <p><input type="button" value="Choose File"/> No file chosen ( )</p>
2020-21	2019-20	2018-19	2017-18	2016-17									
0	0	1	2	1									



3.2.2

**Number of books and chapters in edited volumes/books published and papers published in national/ international conference proceedings per teacher during last five years**

**3.2.2.1. Total number of books and chapters in edited volumes/books published and papers in national/ international conference proceedings year-wise during last five years**

HEI Input :

2020-21	2019-20	2018-19	2017-18	2016-17
19	08	05	73	07

1.Please provide the photocopy of the cover page, front page and first page of the publication related to book/chapter in edited volumes.  
2.Please cross verify and resubmit the data as per the requirements.

Supporting Document :  
(If any)

No file chosen  
( )

3.3.2

**Number of awards and recognitions received for extension activities from government/ government recognised bodies during the last five years**

**3.3.2.1. Total number of awards and recognition received for extension activities from Government/ Government recognised bodies year-wise during the last five years.**

HEI Input :

2020-21	2019-20	2018-19	2017-18	2016-17
0	05	07	03	0

DVV suggested Input :

2020-21	2019-20	2018-19	2017-18	2016-17
0	0	0	0	0

Change Input (Optional) :

2020-21	2019-20	2018-19	2017-18	2016-17

1. Provide e copy of award letter/certificates from government and government recognized bodies only.

Supporting Document :  
(If any)

No file chosen




()

<p>3.3.3</p>	<p><b>Number of extension and outreach programs conducted by the institution through NSS/NCC, Government and Government recognised bodies during the last five years</b></p> <p><b>❗ 3.3.3.1. Number of extension and outreach programs conducted by the institution through NSS/NCC, Government and Government recognised bodies during the last five years❗</b></p> <p>HEI Input :</p> <table border="1"> <thead> <tr> <th>2020-21</th> <th>2019-20</th> <th>2018-19</th> <th>2017-18</th> <th>2016-17</th> </tr> </thead> <tbody> <tr> <td>0</td> <td>05</td> <td>07</td> <td>02</td> <td>0</td> </tr> </tbody> </table>	2020-21	2019-20	2018-19	2017-18	2016-17	0	05	07	02	0	<p>1. Please provide geotag photos of activities.</p>	<div></div> <p>Supporting Document : (If any)</p> <p><input type="button" value="Choose File"/> No file chosen ( )</p>
2020-21	2019-20	2018-19	2017-18	2016-17									
0	05	07	02	0									
<p>3.4.1</p>	<p><b>The Institution has several collaborations/linkages for Faculty exchange, Student exchange, Internship, Field trip, On-job training, research etc during the last five years</b></p> <p><b>❗ 3.4.1.1. Number of linkages for faculty exchange, student exchange, internship, field trip, on-job training, research etc year-wise during the last five years❗</b></p> <p>HEI Input :</p> <table border="1"> <thead> <tr> <th>2020-21</th> <th>2019-20</th> <th>2018-19</th> <th>2017-18</th> <th>2016-17</th> </tr> </thead> <tbody> <tr> <td>41</td> <td>46</td> <td>95</td> <td>18</td> <td>03</td> </tr> </tbody> </table>	2020-21	2019-20	2018-19	2017-18	2016-17	41	46	95	18	03	<p>1. Provide Copies of collaboration/related document indicating the nature of collaboration activities year wise.</p>	<div></div> <p>Supporting Document : (If any)</p> <p><input type="button" value="Choose File"/> No file chosen ( )</p>
2020-21	2019-20	2018-19	2017-18	2016-17									
41	46	95	18	03									

3.4.2	<p><b>Number of functional MoUs with national and international institutions, universities, industries, corporate houses etc. during the last five years</b></p> <p><b>3.4.2.1. Number of functional MoUs with Institutions of national, international importance, other universities, industries, corporate houses etc. year-wise during the last five years</b></p> <p>HEI Input :</p> <table border="1"> <thead> <tr> <th>2020-21</th> <th>2019-20</th> <th>2018-19</th> <th>2017-18</th> <th>2016-17</th> </tr> </thead> <tbody> <tr> <td>0</td> <td>7</td> <td>2</td> <td>5</td> <td>0</td> </tr> </tbody> </table>	2020-21	2019-20	2018-19	2017-18	2016-17	0	7	2	5	0	<p>1. Provide the list of activities conducted under each MoU along with dates of starting and completion year wise as endorsed by both parties.</p>	<div></div> <p>Supporting Document : (If any)</p> <p><input type="button" value="Choose File"/> No file chosen ( )</p>
2020-21	2019-20	2018-19	2017-18	2016-17									
0	7	2	5	0									
4.1.3	<p><b>Percentage of classrooms and seminar halls with ICT- enabled facilities such as smart class, LMS, etc. (Data for the latest completed academic year)</b></p> <p><b>4.1.3.1. Number of classrooms and seminar halls with ICT facilities</b></p> <p>HEI Input : 4</p>	<p>1. Provide geotagged photographs of ICT enabled classroom/seminar halls.</p>	<div></div> <p>Supporting Document : (If any)</p> <p><input type="button" value="Choose File"/> No file chosen ( )</p>										

4.1.4	<p><b>Average percentage of expenditure, excluding salary for infrastructure augmentation during last five years(INR in Lakhs)</b></p> <p><b>❓ 4.1.4.1. Expenditure for infrastructure augmentation, excluding salary year-wise during last five years (INR in lakhs)❓</b></p> <p>HEI Input :</p> <table border="1" data-bbox="304 499 675 685"> <thead> <tr> <th>2020-21</th> <th>2019-20</th> <th>2018-19</th> <th>2017-18</th> <th>2016-17</th> </tr> </thead> <tbody> <tr> <td>14.03</td> <td>3.82</td> <td>5.81</td> <td>8.11</td> <td>0.89</td> </tr> </tbody> </table>	2020-21	2019-20	2018-19	2017-18	2016-17	14.03	3.82	5.81	8.11	0.89	<p>1. Provide the highlighted relevant items in audited income and expenditure statement (Example: avoid recurring expenditure on laboratory maintenance of infrastructure and acquisition of books and journals)</p>	<div data-bbox="1102 98 1485 443" style="border: 1px solid black; height: 154px; width: 100%;"></div> <p>Supporting Document : (If any)</p> <div data-bbox="1102 584 1485 667" style="border: 1px solid #ccc; padding: 5px;"> <input type="button" value="Choose File"/> No file chosen ( )         </div>
2020-21	2019-20	2018-19	2017-18	2016-17									
14.03	3.82	5.81	8.11	0.89									
4.2.2	<p><b>The institution has subscription for the following e-resources</b></p> <ol style="list-style-type: none"> <li>1. <b>e-journals</b></li> <li>2. <b>e-ShodhSindhu</b></li> <li>3. <b>Shodhganga Membership</b></li> <li>4. <b>e-books</b></li> <li>5. <b>Databases</b></li> <li>6. <b>Remote access to e-resources</b></li> </ol> <p><b>❓</b></p> <p>HEI Input : A. Any 4 or more of the above</p>	<p>1. Attach the e-copy of the letter of subscription and membership. 2. Provide the purchase order copy of journal subscription. 3. Provide the books purchase order copy.</p>	<div data-bbox="1102 898 1485 1243" style="border: 1px solid black; height: 154px; width: 100%;"></div> <p>Supporting Document : (If any)</p> <div data-bbox="1102 1384 1485 1467" style="border: 1px solid #ccc; padding: 5px;"> <input type="button" value="Choose File"/> No file chosen ( )         </div>										

4.2.3	<p><b>Average annual expenditure for purchase of books/e-books and subscription to journals/e-journals during the last five years (INR in Lakhs)</b></p> <p><b>❗ 4.2.3.1. Annual expenditure of purchase of books/e-books and subscription to journals/e-journals year wise during last five years (INR in Lakhs)❗</b></p> <p>HEI Input :</p> <table border="1" data-bbox="300 533 678 719"> <tr> <td>2020-21</td><td>2019-20</td><td>2018-19</td><td>2017-18</td><td>2016-17</td></tr> <tr> <td>4.71</td><td>4.11</td><td>4.64</td><td>2.7</td><td>3.93</td></tr> </table>	2020-21	2019-20	2018-19	2017-18	2016-17	4.71	4.11	4.64	2.7	3.93	<p>1. Provide consolidated extract of expenditure for purchase of books and journals during last five years duly attested by Chartered Accountant with seal. 2. Attach audit income/expenditure statement highlighting the expenditure for purchase of books and journals.</p>	<div></div> <p>Supporting Document : (If any)</p> <p><input type="button" value="Choose File"/> No file chosen ()</p>
2020-21	2019-20	2018-19	2017-18	2016-17									
4.71	4.11	4.64	2.7	3.93									
4.2.4	<p><b>Percentage per day usage of library by teachers and students ( foot falls and login data for online access) during the latest completed academic year</b></p> <p><b>❗ 4.2.4.1. Number of teachers and students using library per day over last one year❗</b></p> <p>HEI Input : 97</p>	<p>1. Provide certified e-copy of the lodger for footfalls for any 5 working days. 2. Attach certified screenshots of the data for the same 5 working days of online access.</p>	<div></div> <p>Supporting Document : (If any)</p> <p><input type="button" value="Choose File"/> No file chosen ()</p>										
4.3.2	<p><b>Student - Computer ratio (Data for the latest completed academic year)</b></p> <p><b>❗</b></p>	<p>Provide the photocopy stock entries of the computers.</p>	<div></div> <p>Supporting Document : (If any)</p> <p><input type="button" value="Choose File"/> No file chosen ()</p>										

4.3.3	<b>Bandwidth of internet connection in the Institution</b>  HEI Input : A. ≥50 MBPS	Please provide proof of payment for the internet connection signed by the head of the institution.	<div></div> Supporting Document : (If any) <input type="button" value="Choose File"/> No file chosen ()										
4.4.1	<b>Average percentage of expenditure incurred on maintenance of infrastructure (physical and academic support facilities) excluding salary component during the last five years(INR in Lakhs)</b>  4.4.1.1. Expenditure incurred on maintenance of infrastructure (physical facilities and academic support facilities) excluding salary component year-wise during the last five years (INR in lakhs)  HEI Input : <table border="1" data-bbox="303 1245 678 1431"> <tr> <td>2020-21</td> <td>2019-20</td> <td>2018-19</td> <td>2017-18</td> <td>2016-17</td> </tr> <tr> <td>75.53</td> <td>61.13</td> <td>87.94</td> <td>57.83</td> <td>107.39</td> </tr> </table>	2020-21	2019-20	2018-19	2017-18	2016-17	75.53	61.13	87.94	57.83	107.39	It is found that for some of the years, the audited statement is not signed by the CA, hence, provide an audited income and expenditure statement highlighting the items of expenditure incurred on maintenance of physical facilities and academic support facilities duly certified by the Head of the Institution and the	<div></div> Supporting Document : (If any) <input type="button" value="Choose File"/> No file chosen ()
2020-21	2019-20	2018-19	2017-18	2016-17									
75.53	61.13	87.94	57.83	107.39									

5.1.1	<p><b>Average percentage of students benefited by scholarships and freeships provided by the Government during last five years</b></p> <p><b>② 5.1.1.1. Number of students benefited by scholarships and free ships provided by the institution, Government and non-government bodies, industries, individuals, philanthropists during the last five years (other than students receiving scholarships under the government schemes for reserved categories) ②</b></p> <p>HEI Input :</p> <table border="1"> <thead> <tr> <th>2020-21</th> <th>2019-20</th> <th>2018-19</th> <th>2017-18</th> <th>2016-17</th> </tr> </thead> <tbody> <tr> <td>205</td> <td>222</td> <td>206</td> <td>177</td> <td>218</td> </tr> </tbody> </table>	2020-21	2019-20	2018-19	2017-18	2016-17	205	222	206	177	218	<p>Upload the sanction letter for the scholarship. (Government only - both state and central)</p>	<div></div> <p>Supporting Document : (If any)</p> <p><input type="button" value="Choose File"/> No file chosen ( )</p>
2020-21	2019-20	2018-19	2017-18	2016-17									
205	222	206	177	218									
5.1.2	<p><b>Average percentage of students benefitted by scholarships, freeships etc. provided by the institution / non- government agencies during the last five years</b></p> <p><b>② 5.1.2.1. Number of students benefited by scholarships and free ships provided by the institution, Government and non-government bodies, industries, individuals, philanthropists during the last five years (other than students receiving scholarships under the government schemes for reserved categories) ②</b></p> <p>HEI Input :</p> <table border="1"> <thead> <tr> <th>2020-21</th> <th>2019-20</th> <th>2018-19</th> <th>2017-18</th> <th>2016-17</th> </tr> </thead> <tbody> <tr> <td>353</td> <td>356</td> <td>369</td> <td>539</td> <td>558</td> </tr> </tbody> </table>	2020-21	2019-20	2018-19	2017-18	2016-17	353	356	369	539	558	<p>Please provide an audited statement showing the expenditure on scholarships.</p>	<div></div> <p>Supporting Document : (If any)</p> <p><input type="button" value="Choose File"/> No file chosen ( )</p>
2020-21	2019-20	2018-19	2017-18	2016-17									
353	356	369	539	558									



5.1.3	<p><b>Capacity building and skills enhancement initiatives taken by the institution include the following</b></p> <ol style="list-style-type: none"> <li>1. <b>Soft skills</b></li> <li>2. <b>Language and communication skills</b></li> <li>3. <b>Life skills (Yoga, physical fitness, health and hygiene)</b></li> <li>4. <b>ICT/computing skills</b></li> </ol> <p>❗ HEI Input : A. All of the above</p>	<p>1. Provide Geo tagged Photographs for each scheme or event 2. For the life skills (yoga, physical fitness, health, and hygiene) programme, provide attendance and certificates for any five students .</p>	<div></div> <p>Supporting Document : (If any)</p> <p><input type="button" value="Choose File"/> No file chosen ( )</p>										
5.2.1	<p><b>Average percentage of placement of outgoing students during the last five years</b></p> <p>❗ 5.2.1.1. <b>Number of outgoing students placed year - wise during the last five years.❗</b></p> <p>HEI Input :</p> <table border="1" data-bbox="300 1003 667 1193"> <tr> <td>2020-21</td><td>2019-20</td><td>2018-19</td><td>2017-18</td><td>2016-17</td></tr> <tr> <td>11</td><td>6</td><td>16</td><td>15</td><td>7</td></tr> </table>	2020-21	2019-20	2018-19	2017-18	2016-17	11	6	16	15	7	<p>Please provide the list of students placed along with placement details such as name of the company, compensation, for the year 2019-20, 2018-19, 2017-18 and 2016-17</p>	<div></div> <p>Supporting Document : (If any)</p> <p><input type="button" value="Choose File"/> No file chosen ( )</p>
2020-21	2019-20	2018-19	2017-18	2016-17									
11	6	16	15	7									

5.3.3

**Average number of sports and cultural events/competitions in which students of the Institution participated during last five years (organised by the institution/other institutions)**

**5.3.3.1. Number of sports and cultural events/competitions in which students of the Institution participated year-wise during last five years**

HEI Input :

2020-21	2019-20	2018-19	2017-18	2016-17
0	19	21	20	18

DVV suggested Input :

2020-21	2019-20	2018-19	2017-18	2016-17
0	0	0	0	0

Change Input (Optional) :

2020-21	2019-20	2018-19	2017-18	2016-17




Please remember that competitions organised by the institution without the participation of their own students will not be considered here. Report of the events/along with photographs appropriately dated and captioned year wise. 1. Provide copy of circular/brochure indicating such kind of


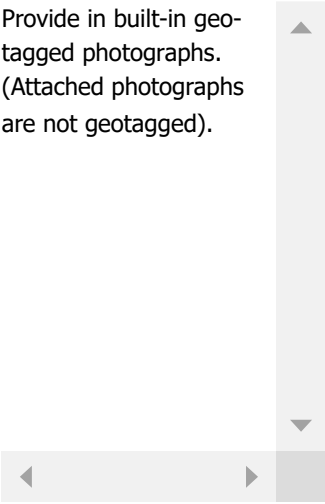


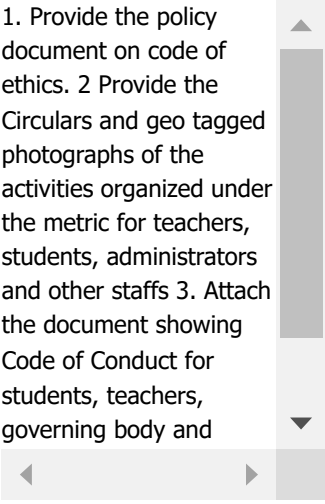

Supporting Document :  
(If any)

No file chosen  
( )

6.2.3	<p><b>Implementation of e-governance in areas of operation</b></p> <ol style="list-style-type: none"> <li>1. <b>Administration</b></li> <li>2. <b>Finance and Accounts</b></li> <li>3. <b>Student Admission and Support</b></li> <li>4. <b>Examination</b></li> </ol> <p>❓</p> <p>HEI Input : A. All of the above</p> <p>DVV suggested Input : D. 1 of the above</p> <p>Change Input (Optional):</p> <p> <input type="radio"/> E. None of the above  <input type="radio"/> D. 1 of the above  <input type="radio"/> C. 2 of the above  <input type="radio"/> B. 3 of the above  <input type="radio"/> A. All of the above         </p>	<p>1. Screenshots of the user interfaces for each module that represent your institute's name should be provided. 2. Provide proof or bills for the expenditure on implementation of e-governance in the areas of operation. 3. Please provide the institutional expenditure statements for the heads of E-</p>	<div></div> <p>Supporting Document : (If any)</p> <p>Choose File No file chosen ( )</p>										
6.3.4	<p><b>Average percentage of teachers undergoing online/ face-to-face Faculty Development Programmes (FDP)during the last five years (Professional Development Programmes, Orientation / Induction Programmes, Refresher Course, Short Term Course ).</b></p> <p>❓ 6.3.4.1. <b>Total number of teachers attending professional development Programmes viz., Orientation / Induction Programme, Refresher Course, Short Term Course year-wise during the last five years❓</b></p> <p>HEI Input :</p> <table border="1"> <thead> <tr> <th>2020-21</th> <th>2019-20</th> <th>2018-19</th> <th>2017-18</th> <th>2016-17</th> </tr> </thead> <tbody> <tr> <td>0</td> <td>1</td> <td>5</td> <td>2</td> <td>2</td> </tr> </tbody> </table>	2020-21	2019-20	2018-19	2017-18	2016-17	0	1	5	2	2	<p>1. Please provide the appointment letter of Prof. R. B. Kamble, duly signed by the competent authority. 2. She attended the programme with another institution's affiliation during June 2019. Hence, it will not be considered for count. 3. Provide annual reports highlighting the programs undertaken by the</p>	<div></div> <p>Supporting Document : (If any)</p> <p>Choose File No file chosen ( )</p>
2020-21	2019-20	2018-19	2017-18	2016-17									
0	1	5	2	2									

7.1.2	<p><b>The Institution has facilities for alternate sources of energy and energy conservation measures</b></p> <ol style="list-style-type: none"> <li>1. <b>Solar energy</b></li> <li>2. <b>Biogas plant</b></li> <li>3. <b>Wheeling to the Grid</b></li> <li>4. <b>Sensor-based energy conservation</b></li> <li>5. <b>Use of LED bulbs/ power efficient equipment</b></li> </ol> <p><b>?</b> HEI Input : B. 3 of the above</p>	<p>Provided proof for solar energy and LED bulbs in built-in geo-tagged photographs, similar to sensor-based water pumps (not manually geo-tagged photographs)</p>	<div></div> <p>Supporting Document : (If any)</p> <p><input type="button" value="Choose File"/> No file chosen ( )</p>
7.1.5	<p><b>Green campus initiatives include:</b></p> <ol style="list-style-type: none"> <li>1. <b>Restricted entry of automobiles</b></li> <li>2. <b>Use of Bicycles/ Battery powered vehicles</b></li> <li>3. <b>Pedestrian Friendly pathways</b></li> <li>4. <b>Ban on use of Plastic</b></li> <li>5. <b>landscaping with trees and plants</b></li> </ol> <p><b>?</b> HEI Input : A. Any 4 or All of the above</p> <p>DW suggested Input : B. 3 of the above</p> <p>Change Input (Optional):</p> <p><input type="radio"/> E. None of the above</p> <p><input type="radio"/> D. 1 of the above</p> <p><input type="radio"/> C. 2 of the above</p> <p><input type="radio"/> B. 3 of the above</p> <p><input type="radio"/> A. Any 4 or All of the above</p>	<p>Provided in built-in geo-tagged video.</p>	<div></div> <p>Supporting Document : (If any)</p> <p><input type="button" value="Choose File"/> No file chosen ( )</p>

<p>7.1.6</p>	<p><b>Quality audits on environment and energy are regularly undertaken by the Institution and any awards received for such green campus initiatives:</b></p> <ol style="list-style-type: none"> <li>1. <b>Green audit</b></li> <li>2. <b>Energy audit</b></li> <li>3. <b>Environment audit</b></li> <li>4. <b>Clean and green campus recognitions / awards</b></li> <li>5. <b>Beyond the campus environmental promotion activities</b></li> </ol> <p> HEI Input : A. Any 4 or all of the above</p> <p>DVV suggested Input : B. 3 of the above</p> <p>Change Input (Optional):</p> <p><input type="radio"/> E. None of the above</p> <p><input type="radio"/> D. 1 of the above</p> <p><input type="radio"/> C. 2 of the above</p> <p><input type="radio"/> B. 3 of the above</p> <p><input type="radio"/> A. Any 4 or all of the above</p>	<p>Provide the supporting document for the claims made</p> <div data-bbox="734 100 1061 593">   </div>	<div data-bbox="1104 100 1484 443" style="border: 1px solid black; height: 153px; width: 238px;"></div> <p>Supporting Document : (If any)</p> <div data-bbox="1104 586 1484 660"> <input type="button" value="Choose File"/> No file chosen ( )         </div>
--------------	--------------------------------------------------------------------------------------------------------------------------------------------------------------------------------------------------------------------------------------------------------------------------------------------------------------------------------------------------------------------------------------------------------------------------------------------------------------------------------------------------------------------------------------------------------------------------------------------------------------------------------------------------------------------------------------------------------------------------------------------------------------------------------------------------------------------------------------------------------------------------------------------------------------------------------------	-----------------------------------------------------------------------------------------------------------------------------------------------------------------------------------------------------------------------------------------------------------------------------	------------------------------------------------------------------------------------------------------------------------------------------------------------------------------------------------------------------------------------------------------------------------

7.1.7	<p><b>The Institution has disabled-friendly, barrier free environment</b></p> <ol style="list-style-type: none"> <li>1. <b>Built environment with ramps/lifts for easy access to classrooms.</b></li> <li>2. <b>Divyangjan friendly washrooms</b></li> <li>3. <b>Signage including tactile path, lights, display boards and signposts</b></li> <li>4. <b>Assistive technology and facilities for Divyangjan accessible website, screen-reading software, mechanized equipment</b></li> <li>5. <b>Provision for enquiry and information : Human assistance, reader, scribe, soft copies of reading material, screen reading</b></li> </ol> <p> HEI Input : B. 3 of the above</p>	<p>Provide in built-in geo-tagged photographs. (Attached photographs are not geotagged).</p> 	 <p>Supporting Document : (If any)</p> <p><input type="button" value="Choose File"/> No file chosen ( )</p>
7.1.10	<p><b>The Institution has a prescribed code of conduct for students, teachers, administrators and other staff and conducts periodic programmes in this regard.</b></p> <ol style="list-style-type: none"> <li>1. <b>The Code of Conduct is displayed on the website</b></li> <li>2. <b>There is a committee to monitor adherence to the Code of Conduct</b></li> <li>3. <b>Institution organizes professional ethics programmes for students, teachers, administrators and other staff</b></li> <li>4. <b>Annual awareness programmes on Code of Conduct are organized</b></li> </ol> <p> HEI Input : B. 3 of the above</p>	<p>1. Provide the policy document on code of ethics. 2 Provide the Circulars and geo tagged photographs of the activities organized under the metric for teachers, students, administrators and other staffs 3. Attach the document showing Code of Conduct for students, teachers, governing body and</p> 	 <p>Supporting Document : (If any)</p> <p><input type="button" value="Choose File"/> No file chosen ( )</p>

